


Download The CardValet App

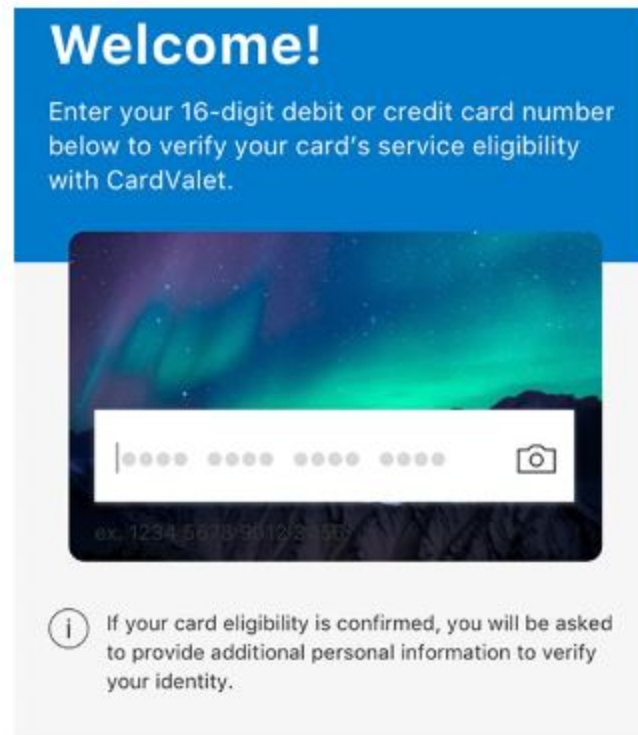


Step 1

To get started download the latest version of the CardValet app.



Follow The Secure Registration

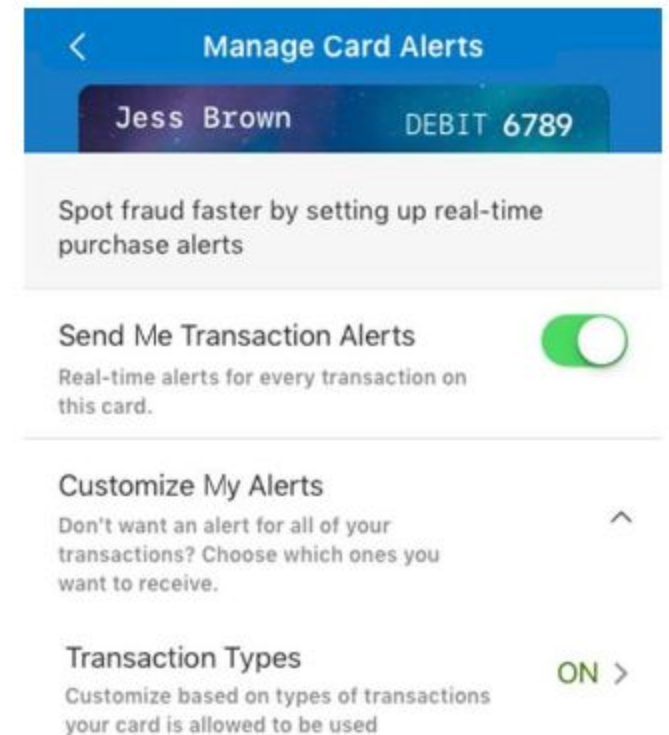


Step 2

Complete the registration process to link your cards to the app.

Enter your card number and once your eligibility is confirmed, you will be asked to answer a few security questions to verify your identity.

Set Up Alerts



Step 3

Explore the easy-to-use app to:

- Get alerts on transactions
- Turn your cards on or off, in an instant, for any reason
- Block international usage
- Choose transactions by category (gas, restaurant, online or mobile purchases, etc.) on your cards
- Decide the transaction spend limit